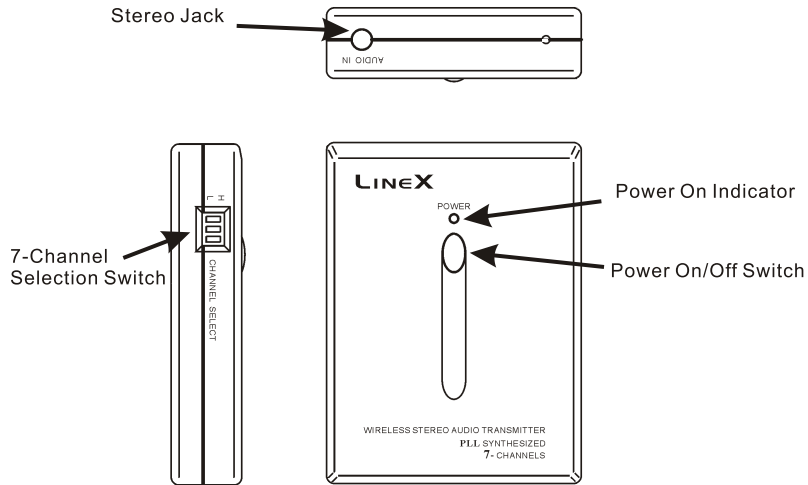


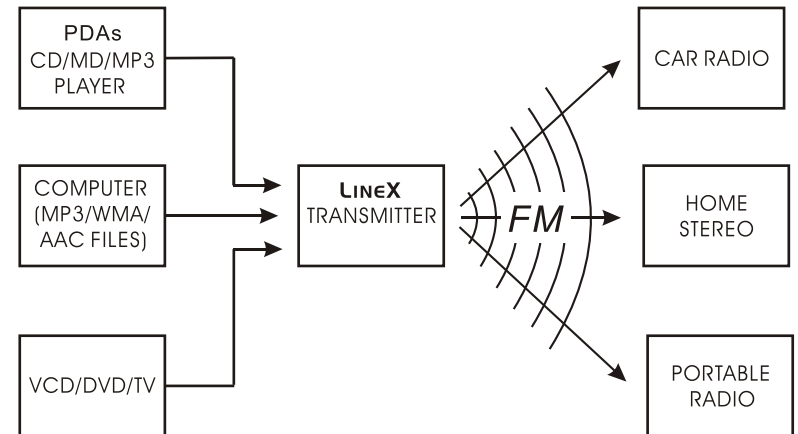
FM Transmitter Wireless Stereo Music Adaptor

LOCATION OF CONTROLS



FEATURES

- Plays your portable MD or MP3 player on your radios
- Listen to your computer music (like MP3, WMA files) through the home stereos
- Extra Stable Transmission, PLL Synthesized
- 7-Channel Selection
- Single Wire Connection
- 3.5mm Stereo Audio Jack
- Slim & Light Weight Design
- Use 3 size "AA" Batteries (not included)
- Battery Life > 150 Hours



GENERAL OPERATION

1. Connect the stereo jack of the Transmitter to the line output or headphone jack of your audio source by the audio cable provided.
2. Power on your Wireless Audio Transmitter and the LED will light up.
3. Turn on your audio source and set the volume to medium.
4. Turn on your car or home radio to medium volume and set to FM band. Then tune your radio to **106.7MHz** (default factory setting of the LineX Transmitter).
5. The radio should receive a strong and clear music signal coming from your audio source. If not, set the channel selection switch on the LineX Transmitter to change the transmission frequency (see the channel selection chart). Tune your radio to the frequency you selected on the transmitter to receive the music.

Note: you may try all the 7 channels to select the frequency for the best transmission. You can preset the Transmitter frequency on your radio and then directly tune the radio to that frequency in the future.



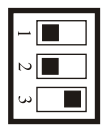
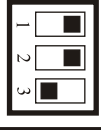

6. Adjust the volume of your music source to a distortion free level which will help minimize distortion and noise. A general rule to follow is to increase the audio input level just below the point where distortion appears. You can also increase the volume of your car radio for desired sound level.
7. If the LED becomes dim, the batteries may be weak. Replace all the batteries to maintain best transmission.

Warning: Changes or modifications to this unit not expressly approved by the party responsible for compliance could void the user's authority to operate the equipment.

SPECIFICATIONS

Transmitting Frequencies	: 106.7, 106.9, 107.1, 107.3, 107.5, 107.7, 107.9MHz
Modulation	: FM
Frequency Response	: 20Hz ~ 15KHz
Operating Temperature	: 0 C ~ 45 C
Power Source	: 3 size "AA" Alkaline Batteries
Size	: 65mm (W) x 85mm (H) x 18mm (D)

Channel Selection Chart

	106.7MHz		107.5MHz
	106.9MHz		107.7MHz
	107.1MHz		107.9MHz
	107.3MHz		